

F. Licking County

Housing Need Demand Summary (2050)			
	Renter	Owner	All
Compounded Yearly Growth Rate (1990 to 2017: 1.158%)	16,033	23,745	39,778
Compounded Yearly Growth Rate (2010 to 2017: 1.054%)	14,334	21,229	35,563
Average Yearly Housing Need (2018 to 2050)	1,111 to 1,243		
Average Yearly Permits Issued (1990 to 2017)	742		

Population							
Geography	2000 (Census)	2010 Census	2017 (Estimated)	Change from 2000 - 2010		Change from 2010 - 2017	
				Number	Percent	Number	Percent
Licking County	145,491	166,492	173,198	21,001	14.4%	6,706	4.0%

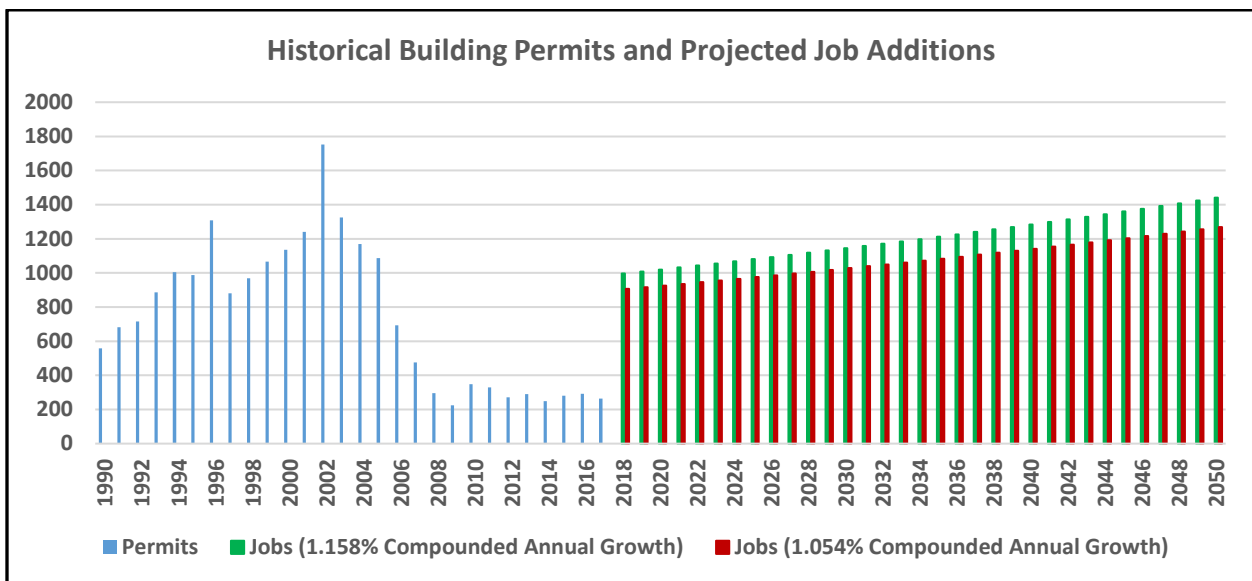
Source: U.S. Census; Vogt Strategic Insights; American Community Survey (ACS); ESRI; Urban Decision Group

Households							
Geography	2000 (Census)	2010 Census	2017 (Estimated)	Change from 2000 - 2010		Change from 2010 - 2017	
				Number	Percent	Number	Percent
Licking County	55,609	63,989	66,665	8,380	15.1%	2,676	4.2%

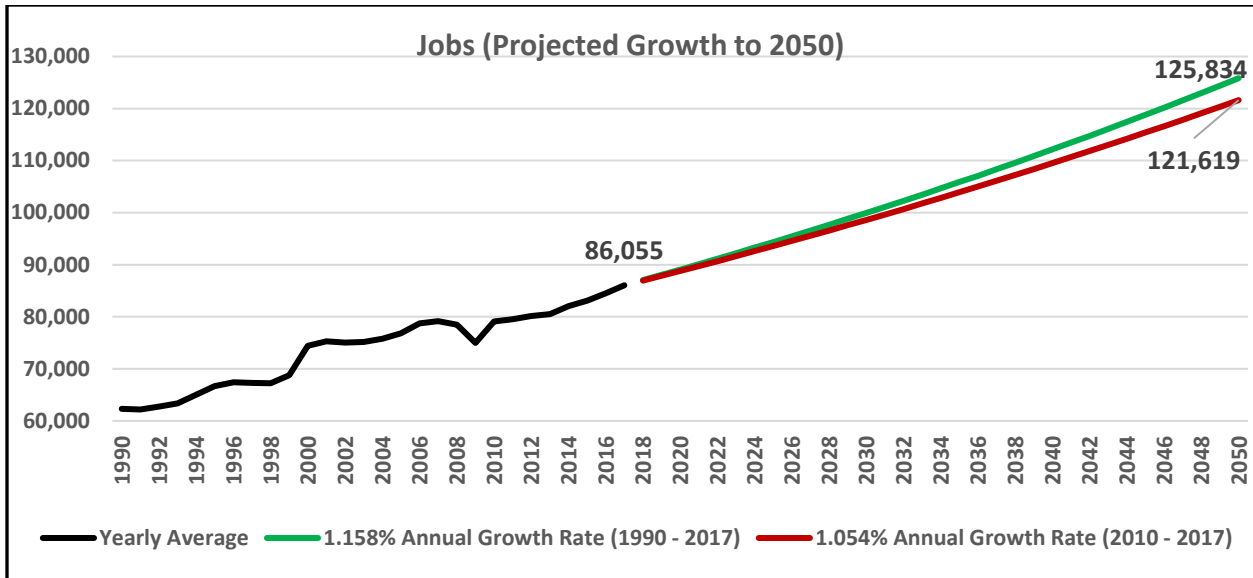
Source: U.S. Census; Vogt Strategic Insights; American Community Survey (ACS); ESRI; Urban Decision Group

Median Household Incomes							
Geography	2000 (Census)	2010 Census	2017 (Estimated)	Change from 2000 - 2010		Change from 2010 - 2017	
				Number	Percent	Number	Percent
Licking County	\$44,124	\$53,291	\$57,669	\$9,167	20.8%	\$4,378	8.2%

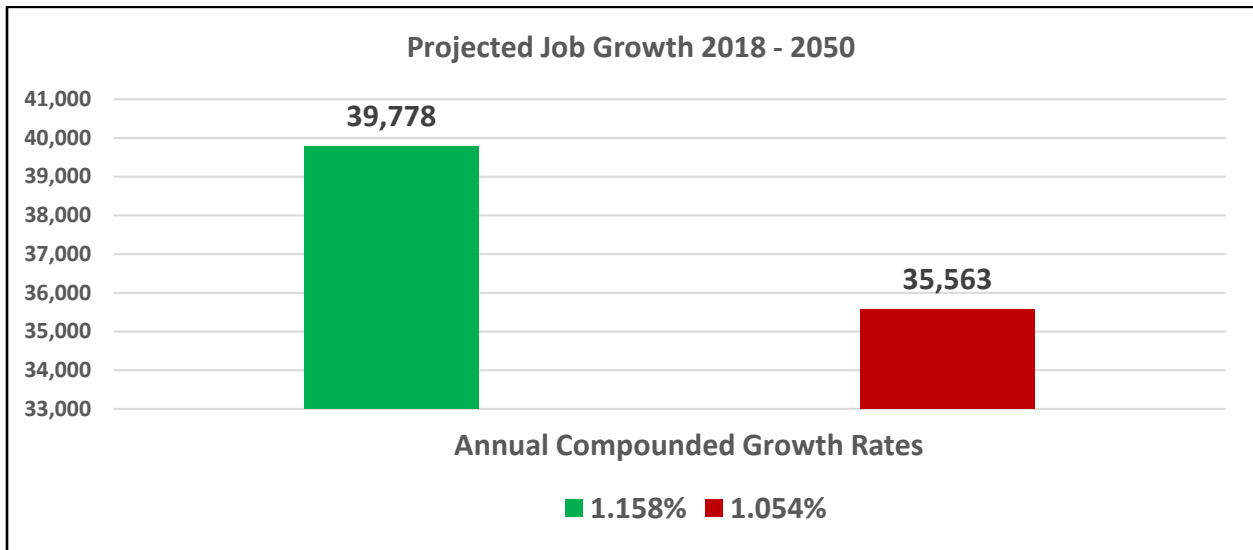
Source: U.S. Census; Vogt Strategic Insights; American Community Survey (ACS); ESRI; Urban Decision Group



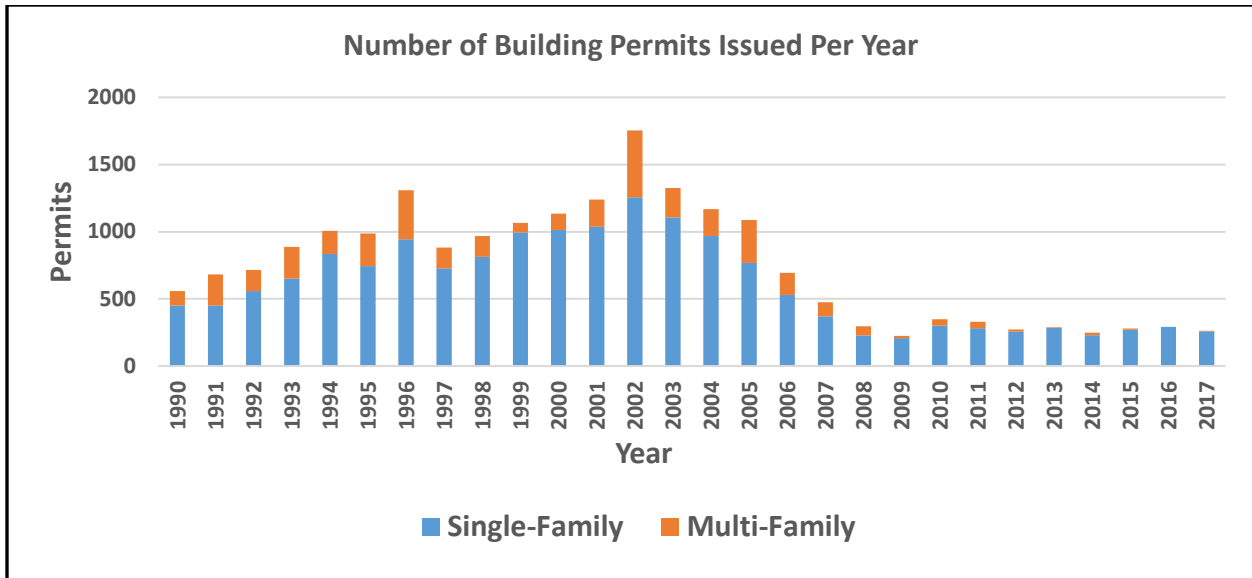
Source: Vogt Strategic Insights; Regionomics LLC; Department of Labor Statistics; State of the Cities Data Systems (SOCDS)



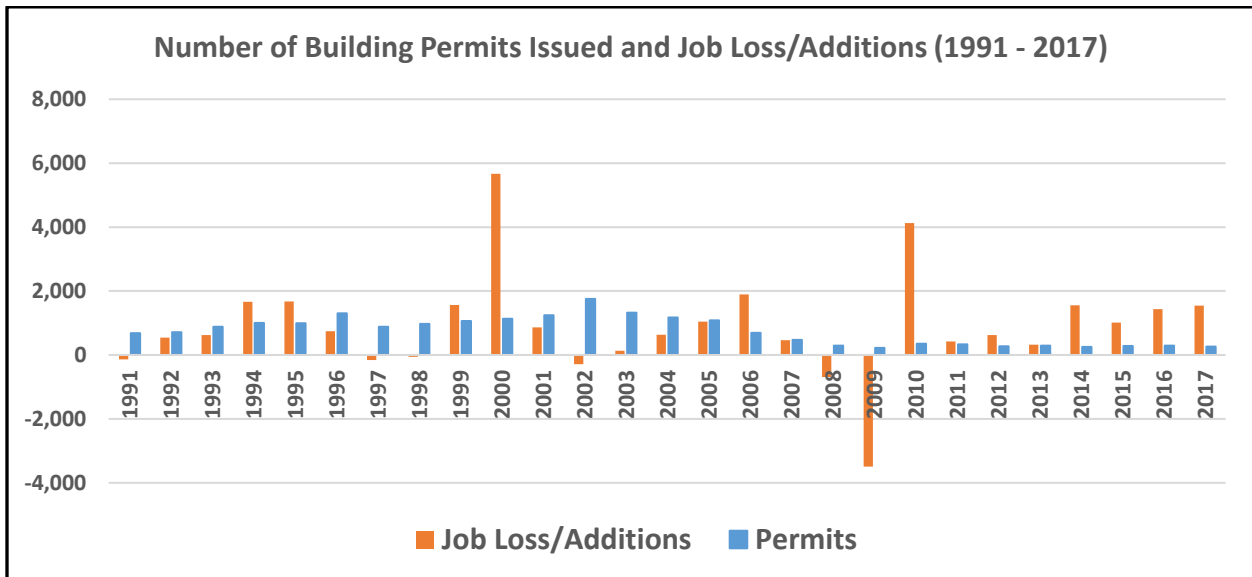
Source: Vogt Strategic Insights; Regionomics LLC; Department of Labor Statistics; State of the Cities Data Systems (SOCDS)



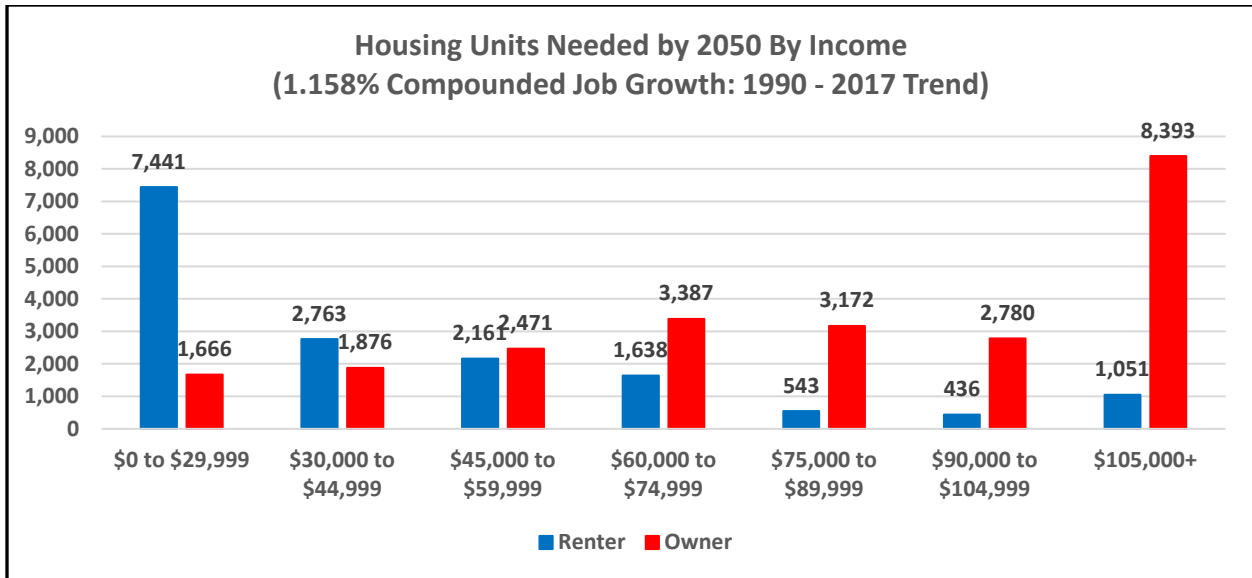
Source: Vogt Strategic Insights; Regionomics LLC; Department of Labor Statistics; State of the Cities Data Systems (SOCDS)



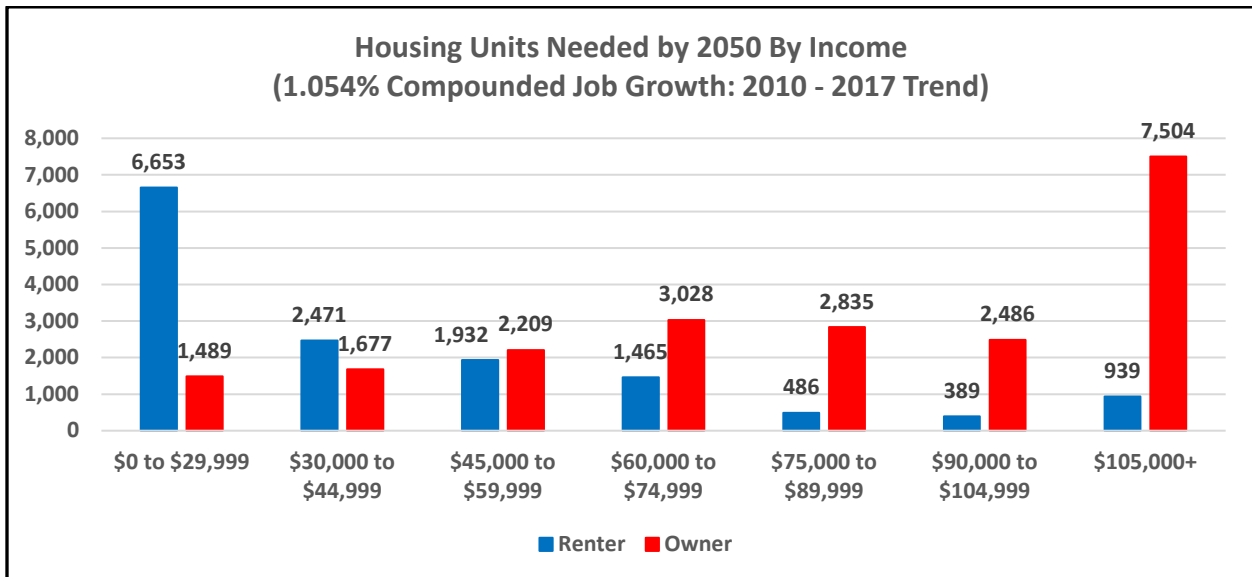
Source: State of the Cities Data Systems (SOCDS)



Source: Vogt Strategic Insights; Regionomics LLC; Department of Labor Statistics; State of the Cities Data Systems (SOCDS)



Source: Vogt Strategic Insights



Source: Vogt Strategic Insights